









How Much Detergent to Use

PERCENT SOLUTION 	1 QT (0.95L) SPRAY BOTTLE 	1 GAL (4L) SOAKING BASIN 	2 GAL (8L) HOUSEHOLD BUCKET 	4 GAL (15L) COMMERCIAL BUCKET 	12 GAL (45L) 3-COMPARTMENT SINK BASIN 
1%	2 tsp or 0.3oz or 10g	2 tbsp or 1oz or 30g	1/3 cup or 3oz or 80g	2/3 cup or 5oz or 150g	2 cups or 16oz or 460g
2%	4 tsp or 0.6oz or 20g	1/4 cup or 2oz or 60g	2/3 cup or 5oz or 150g	1 1/3 cup or 10oz or 300g	4 cups or 32oz or 920g
3%	6 tsp or 1oz or 30g	3/8 cup or 3oz or 90g	1 cup or 8oz or 230g	2 cup or 16oz or 460g	6 cups or 50oz or 1380g

For difficult soils or in the presence of hard tap water, use very hot water and use double the recommended amount of detergent. Make up fresh solutions frequently as needed.